

# Small good practices and challenges in inclusive education in Belgium

Els Callens, Leonie Vanhaelemeersch en Sien Vanoverbeke  
Gonyane primary school, Bloemfontein, South-Africa

29th of March 2017

[www.vives.be](http://www.vives.be)



# OVERVIEW

Introduction

Keys to inclusion in Belgium and South-Africa ?

1. Look at the child/pupil in total
2. Adaption of our classroom
3. Our challenge

Reflection

# How can we 'take care' of all children/pupils?

*If you cannot learn in the way you teach me,  
Teach me in the way I can learn*

*Dr. O Ivar LOVAAS*

# Inclusion in South-Africa White paper 6 2001



Let all the children/pupils participate and adapt  
[www.included.org.za](http://www.included.org.za)

## 4 strategies

### The inclusive Classroom for teachers

1. Re-evaluate your Classroom Layout
2. Provide social-emotional support
3. Teach to diversity
4. Build partnerships with parents



# How can we 'take care' of all children/pupils?

YOU ARE SO BEAUTIFUL  
DIFFERENT THAN ME  
OF COURSE  
NOT LESS OR MORE  
BUT  
SO BEAUTIFUL,  
DIFFERENT  
I WOULD NEVER WANT YOU TO BE  
ANYTHING ELSE BUT DIFFERENT

H. ANDREUS

# Inclusion in Belgium (and Europe)

## M-decree 2015



Project good practices in inclusive education KA2 project 2014-2017

Let all the children/pupils participate and adapt  
[www.goprince.eu](http://www.goprince.eu)

## 6 keys



1. Work with the **total child – FOCUS**
2. **Adapt your classroom** - the room, the materials and the corners
3. **Communicate**
4. **Collaborate**
5. **Reflect**
6. Work on a **good vision (ethos)** about inclusion as a total TEAM


Inclusive education is  
education

where children with individual  
educational needs **participate**

in a mainstream school

with **adjustments** and **additional support**

# Focus today



1. Look at the total child - then the subject
2. Provide social emotional support
  
2. Re-organise your classroom
2. Adapt your classroom

Step by step a challenge





# 1. Provide social-emotional support total view on the child

## 1. Exercise


Make a small and active lesson of 10 minutes with the puzzles pieces you get.

Focus on one way of learning (you will receive a paper)

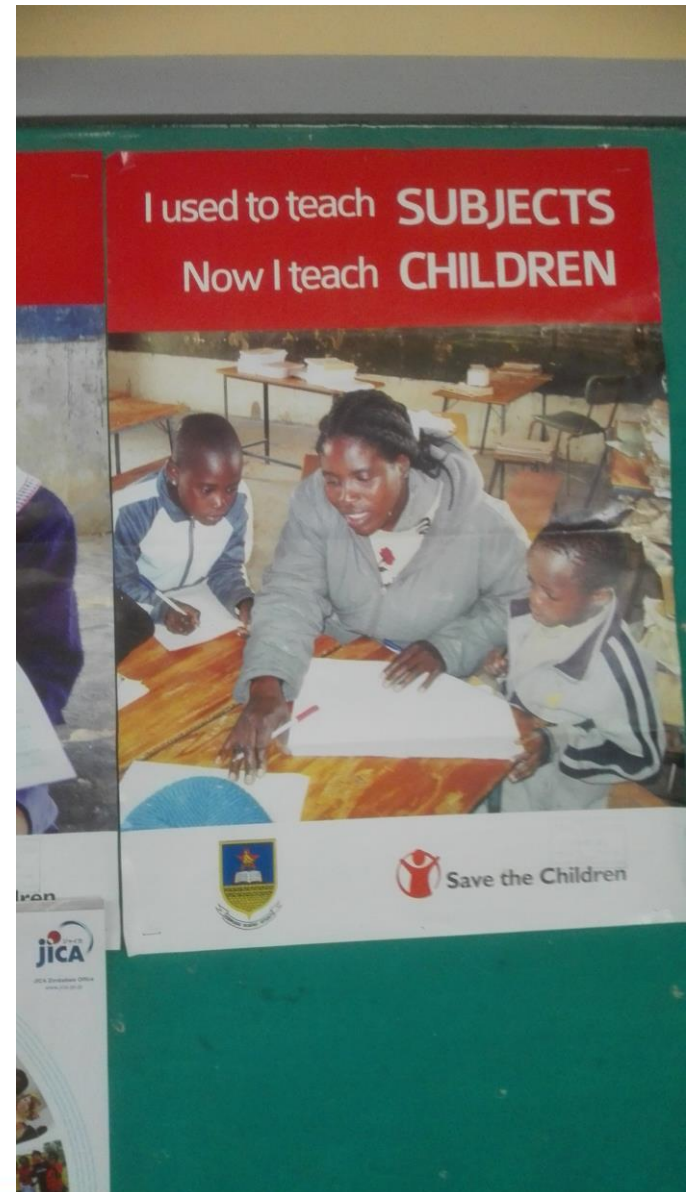
Write down your lessons in 3 sentences

Provide social-emotional support  
total view on the child

Poster Zimbabwe



GO PRINCE





## 2. Re-evaluate or adapt your classroom layout

- Maths lab

## 2. Re-evaluate or adapt your classroom layout



## 2. Re-evaluate or adapt your classroom layout

Advantages

Disadvantages



## 2. Re-evaluate or adapt your classroom layout

8 'stations' of 5 or 6 children



Advantages

Disadvantages



katholieke hogeschool  
associatie KU Leuven





## 2. Re-evaluate or adapt your classroom layout

Advantages

Disadvantage





## 2. Re-evaluate or adapt your classroom layout



# 3. My challenge

## Our class challenge

- Write down 1 thing you are going to try out for yourself
- Write down 1 thing you are going to do in the classroom
- How to think about it
  - Grade R till 3 sit together and give each other ideas
  - Grade 4-6 make groups of 4 around the class teacher
  - Grade 7-9 make groups of 4 around the class teacher



# 4. Reflection



# VIVES teachers and students also go for inclusion

## Contact

**THANK YOU!**

[els.callens@vives.be](mailto:els.callens@vives.be)



[leonie.Vanhaelemeersch@student.vives.be](mailto:leonie.Vanhaelemeersch@student.vives.be)

[sien.vanoverbeke@student.vives.be](mailto:sien.vanoverbeke@student.vives.be)

